


# Impact of Reopening ECCE & SAC Services after the Covid-19 Lockdown

Sunday, May 24, 2020



# 3782

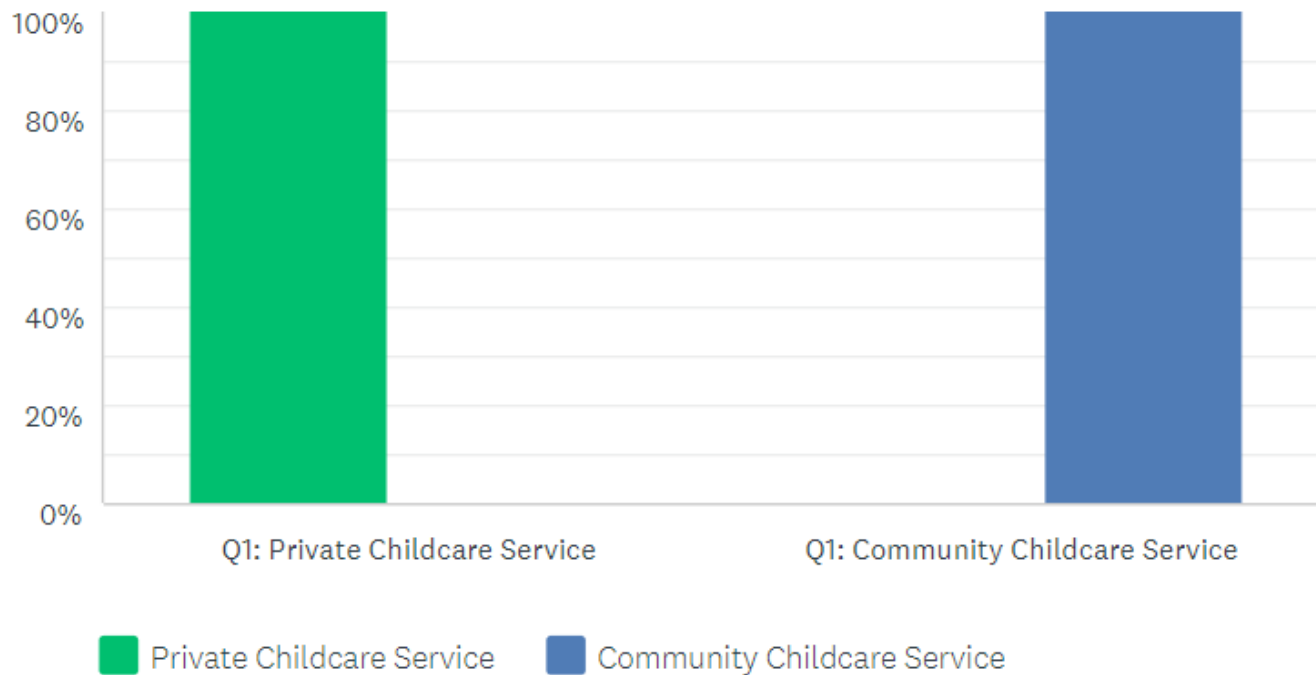
Total Responses

Date Created: Wednesday, May 13, 2020

Complete Responses: 2507

# Q1: What type of service do you operate?

Answered: 2,507 Skipped: 0



# Q1: What type of service do you operate?

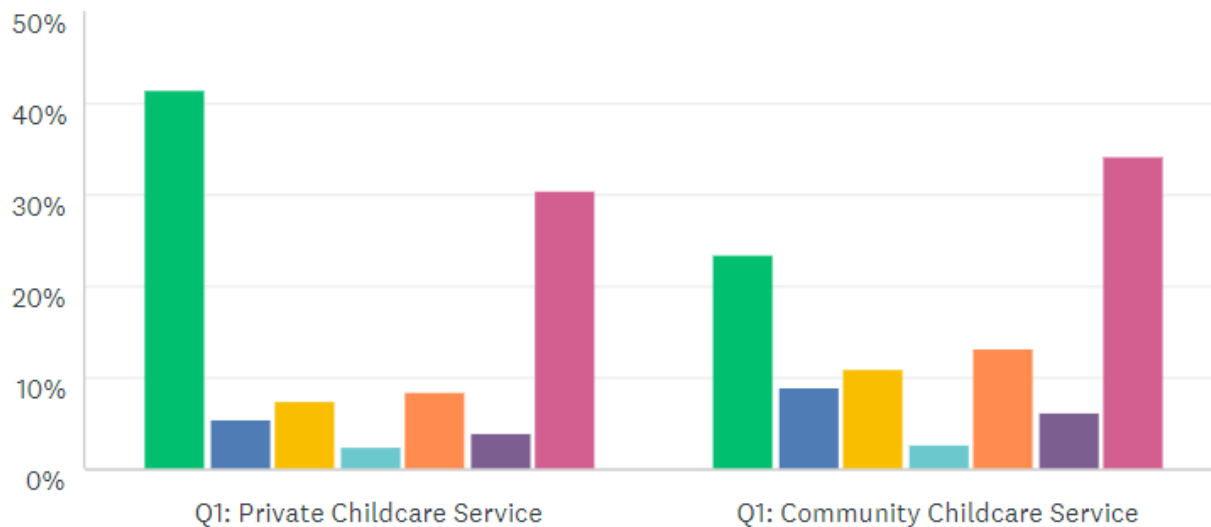
Answered: 2,507 Skipped: 0

	PRIVATE CHILDCARE SERVICE	COMMUNITY CHILDCARE SERVICE	TOTAL
Q1: Private Childcare Service	100.00% 1,768	0.00% 0	70.52% 1,768
Q1: Community Childcare Service	0.00% 0	100.00% 739	29.48% 739
Total Respondents	1,768	739	2,507



## Q2: What type of service do you operate?

Answered: 2,507 Skipped: 0



## Q2: What type of service do you operate?

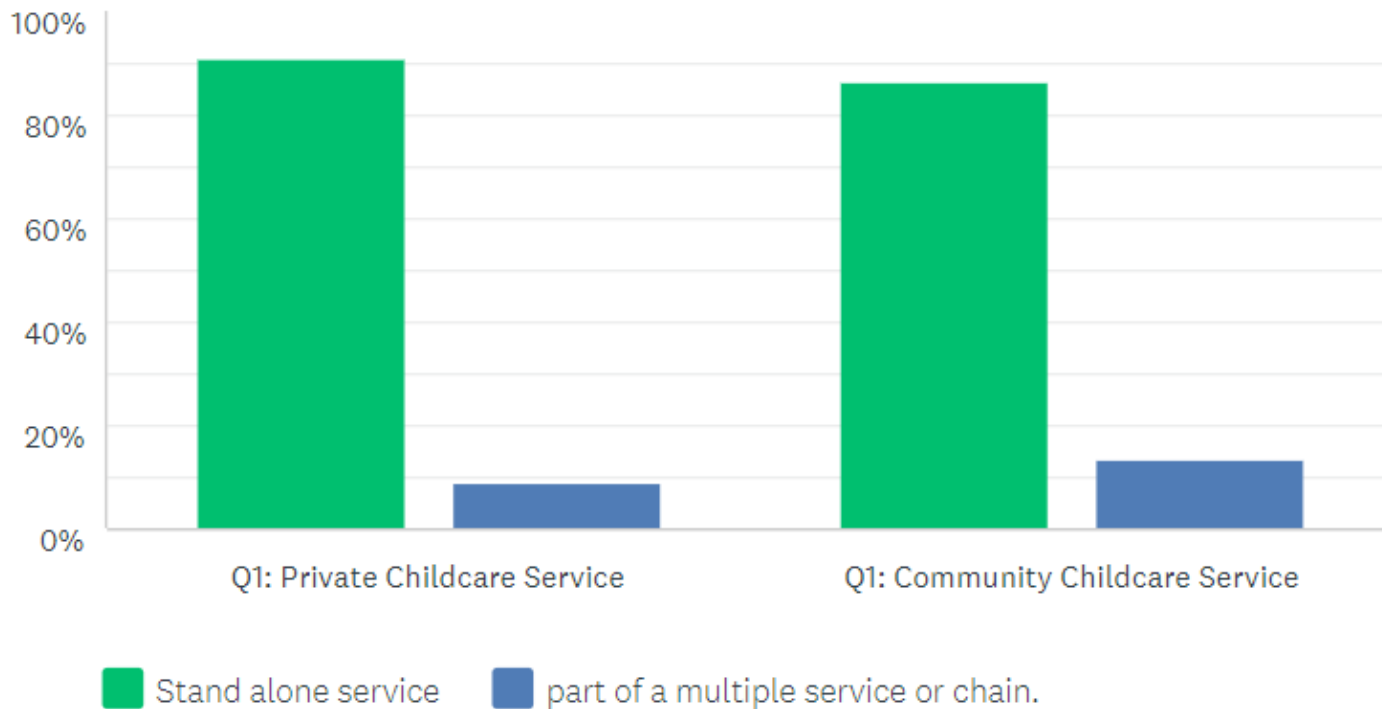
Answered: 2,507 Skipped: 0

	ECEC SESSIONAL ONLY	ECEC PART-TIME ONLY	ECEC FULL DAYCARE ONLY	SCHOOL AGED CHILDCARE SERVICE ONLY	ECEC SESSIONAL WITH SAC SERVICE	ECEC PART-TIME SERVICE WITH SAC	ECEC FULL DAYCARE WITH SAC	TOTAL
Q1: Private Childcare Service	41.57% 735	5.49% 97	7.41% 131	2.49% 44	8.43% 149	4.07% 72	30.54% 540	70.52% 1,768
Q1: Community Childcare Service	23.41% 173	8.93% 66	10.96% 81	2.84% 21	13.26% 98	6.36% 47	34.24% 253	29.48% 739
Total Respondents	908	163	212	65	247	119	793	2,507



### Q3: Are you a stand alone service or part of a multiple service group?

Answered: 2,507 Skipped: 0



### Q3: Are you a stand alone service or part of a multiple service group?

Answered: 2,507 Skipped: 0

	<b>STAND ALONE SERVICE</b>	<b>PART OF A MULTIPLE SERVICE OR CHAIN.</b>	<b>TOTAL</b>
Q1: Private Childcare Service	91.23% 1,613	8.77% 155	70.52% 1,768
Q1: Community Childcare Service	86.60% 640	13.40% 99	29.48% 739
Total Respondents	2,253	254	2,507





## Q4: Before the Covid 19 closure what was the capacity of your service by age groups?

Answered: 2,507 Skipped: 0

	PLACES FOR UNDER 12 MONTHS	PLACES FOR 1 - 2 YEARS	PLACES FOR 2 -3 YEARS	PLACES FOR 3 - 5 YEARS	PLACES FOR SCHOOL AGE CHILDCARE	TOTAL
Q1: Private Childcare Service	49.77% 880 Responses	51.53% 911 Responses	57.69% 1,020 Responses	96.49% 1,706 Responses	60.12% 1,063 Responses	222.58% 5,580
Q1: Community Childcare Service	62.65% 463 Responses	65.90% 487 Responses	72.80% 538 Responses	94.86% 701 Responses	73.21% 541 Responses	108.90% 2,730
▼ Total Respondents	1,343	1,398	1,558	2,407	1,604	2,507



## Q5: Before the Covid 19 closure how many play/ class rooms were available to children by age groups?

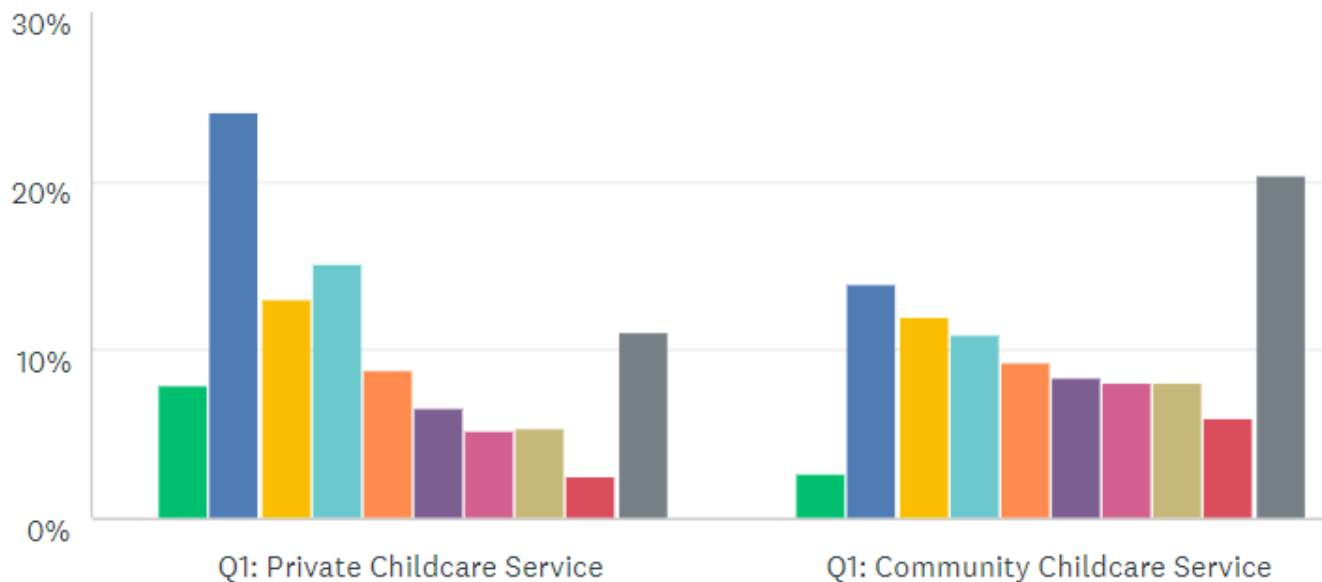
Answered: 2,507 Skipped: 0

	ROOMS FOR UNDER 12 MONTHS	ROOMS FOR 1 - 2 YEARS	ROOMS FOR 2 - 3 YEARS	ROOMS FOR 3 - 5 YEARS	ROOMS FOR SCHOOL AGE CHILDCARE	TOTAL NUMBER OF CHILDCARE ROOMS AVAILABLE AT ANY ONE TIME	TOTAL
Q1: Private Childcare Service	46.10% 815 Responses	48.47% 857 Responses	55.60% 983 Responses	95.08% 1,681 Responses	57.52% 1,017 Responses	75.79% 1,340 Responses	266.97% 6,693
Q1: Community Childcare Service	58.46% 432 Responses	61.30% 453 Responses	70.09% 518 Responses	93.91% 694 Responses	71.18% 526 Responses	84.71% 626 Responses	129.60% 3,249
▼ Total Respondents	1,247	1,310	1,501	2,375	1,543	1,966	2,507



# Q6: Before the Covid 19 closure what was the total number of children (ECEC & SAC) registered with your service?

Answered: 2,507 Skipped: 0



- 11 or less
- 12 to 22
- 23 to 33
- 34 to 44
- 45 to 55
- 56 to 66
- 67 to 77
- 78 to 88
- 89 to 99
- 100 an over



## Q6: Before the Covid 19 closure what was the total number of children (ECEC & SAC) registered with your service?

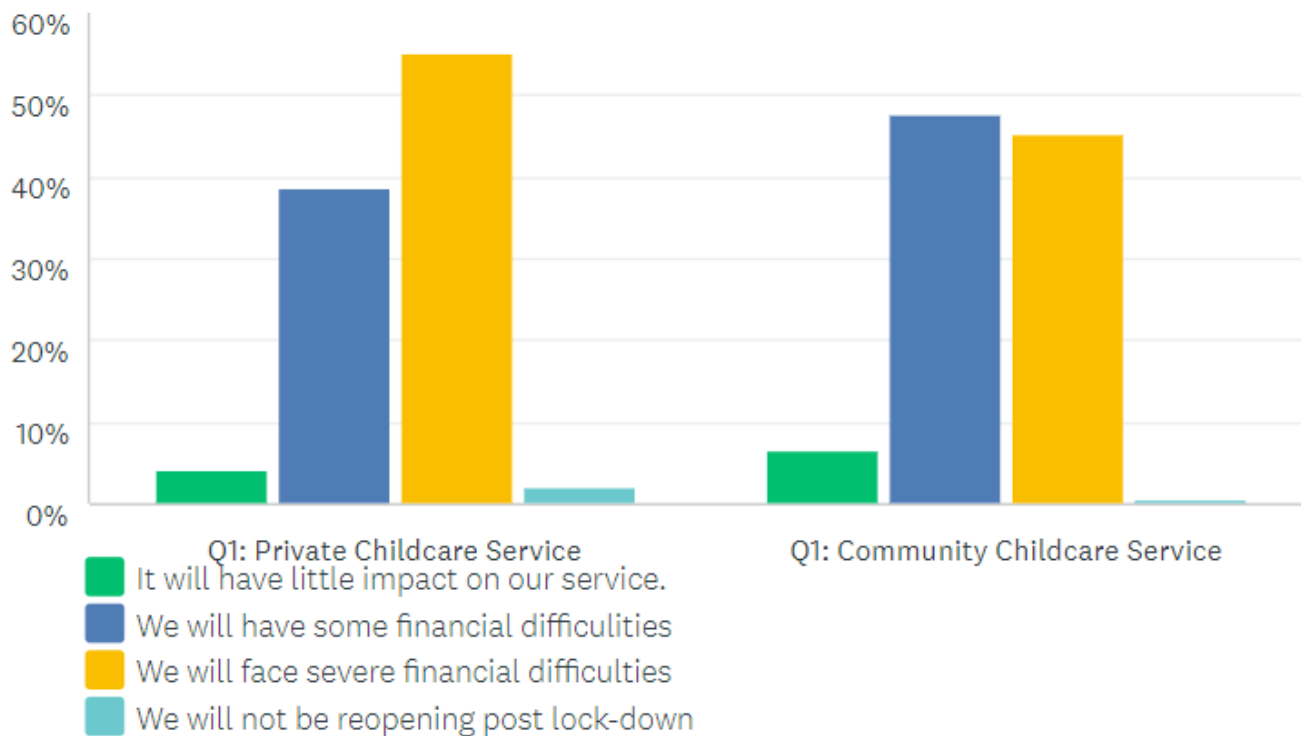
Answered: 2,507 Skipped: 0

	11 OR LESS	12 TO 22	23 TO 33	34 TO 44	45 TO 55	56 TO 66	67 TO 77	78 TO 88	89 TO 99	100 AN OVER	TOTAL
Q1: Private Childcare Service	7.92% 140	24.10% 426	13.07% 231	15.16% 268	8.88% 157	6.62% 117	5.20% 92	5.43% 96	2.55% 45	11.09% 196	70.52% 1,768
Q1: Community Childcare Service	2.71% 20	13.94% 103	12.04% 89	10.96% 81	9.34% 69	8.39% 62	8.12% 60	8.12% 60	5.95% 44	20.43% 151	29.48% 739
<b>Total Respondents</b>	160	529	320	349	226	179	152	156	89	347	2,507



# Q7: What will the financial impact be on reopening your service post Covid 19 lockdown?

Answered: 2,507 Skipped: 0



# Q7: What will the financial impact be on reopening your service post Covid 19 lockdown?

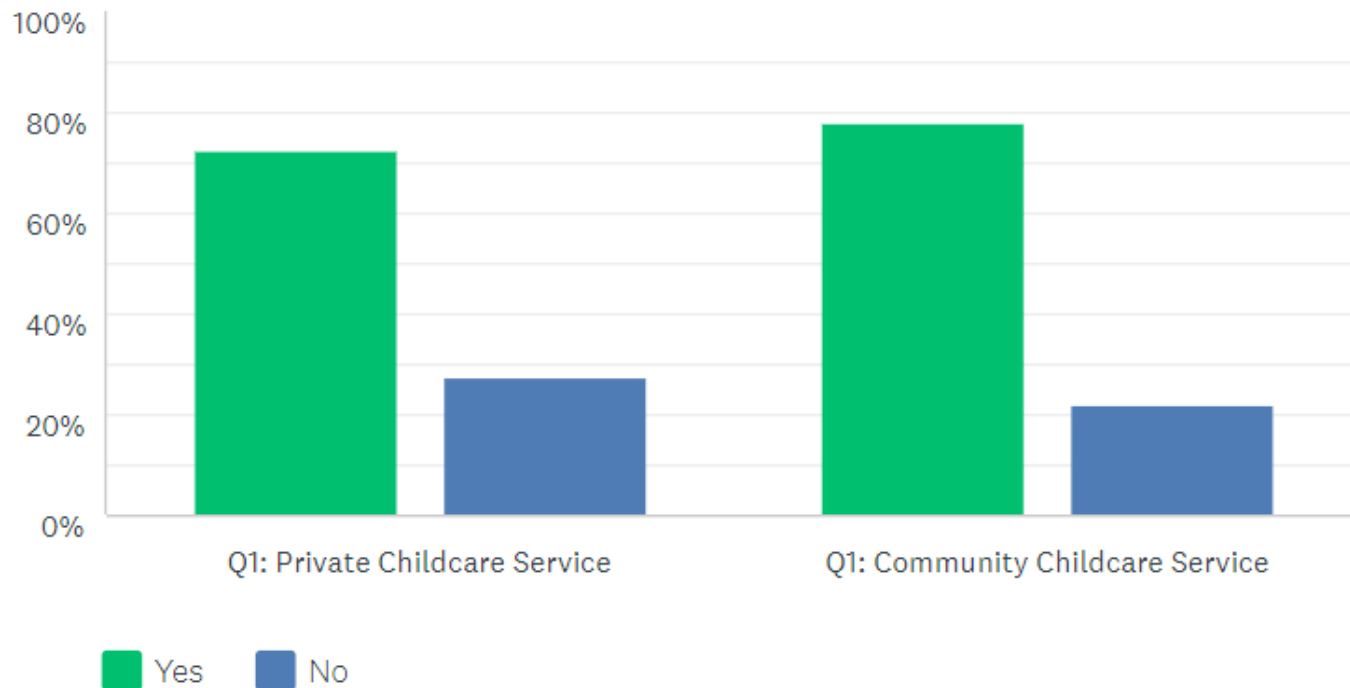
Answered: 2,507 Skipped: 0

	IT WILL HAVE LITTLE IMPACT ON OUR SERVICE.	WE WILL HAVE SOME FINANCIAL DIFFICULTIES	WE WILL FACE SEVERE FINANCIAL DIFFICULTIES	WE WILL NOT BE REOPENING POST LOCK-DOWN	TOTAL
Q1: Private Childcare Service	4.07% 72	38.74% 685	55.20% 976	1.98% 35	70.52% 1,768
Q1: Community Childcare Service	6.50% 48	47.63% 352	45.20% 334	0.68% 5	29.48% 739
<b>Total Respondents</b>	120	1,037	1,310	40	2,507



## Q8: Do you have staffing concerns for your service post Covid 19 lockdown?

Answered: 2,507 Skipped: 0



## Q8: Do you have staffing concerns for your service post Covid 19 lockdown?

Answered: 2,507 Skipped: 0

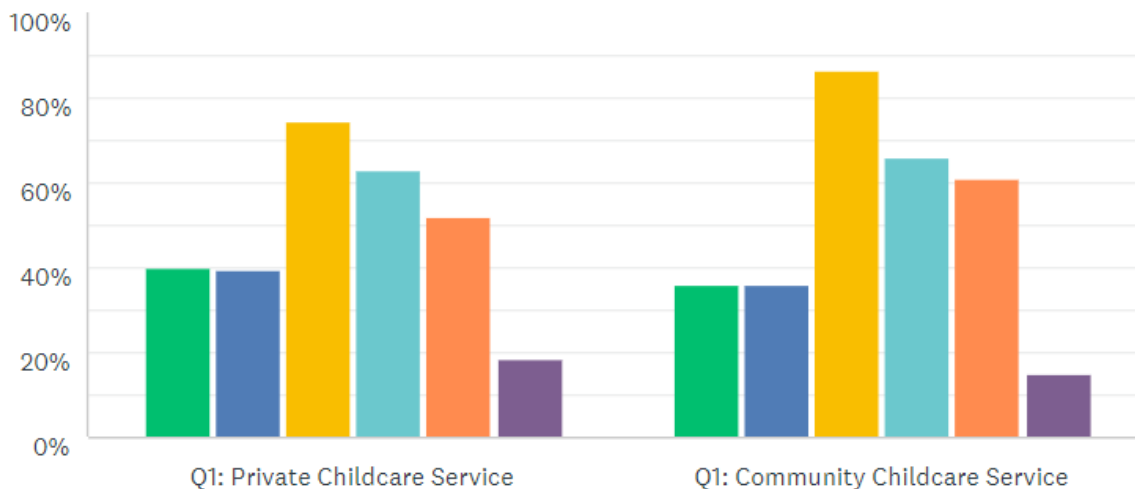
	YES	NO	TOTAL
Q1: Private Childcare Service	72.29% 1,278	27.71% 490	70.52% 1,768
Q1: Community Childcare Service	78.21% 578	21.79% 161	29.48% 739
<b>Total Respondents</b>	1,856	651	2,507





## Q9: What are your Staffing concerns?

Answered: 1,856 Skipped



- Not having the staffing level to reopen
- I am concerned about making staffing redundancies
- I am concerned about the health implications for my staff and their families
- I'm concerned about having to cut staffs hours/ days
- Access to Covid testing for staff before and when we are open
- Other (please specify)



## Q9: What are your Staffing concerns?

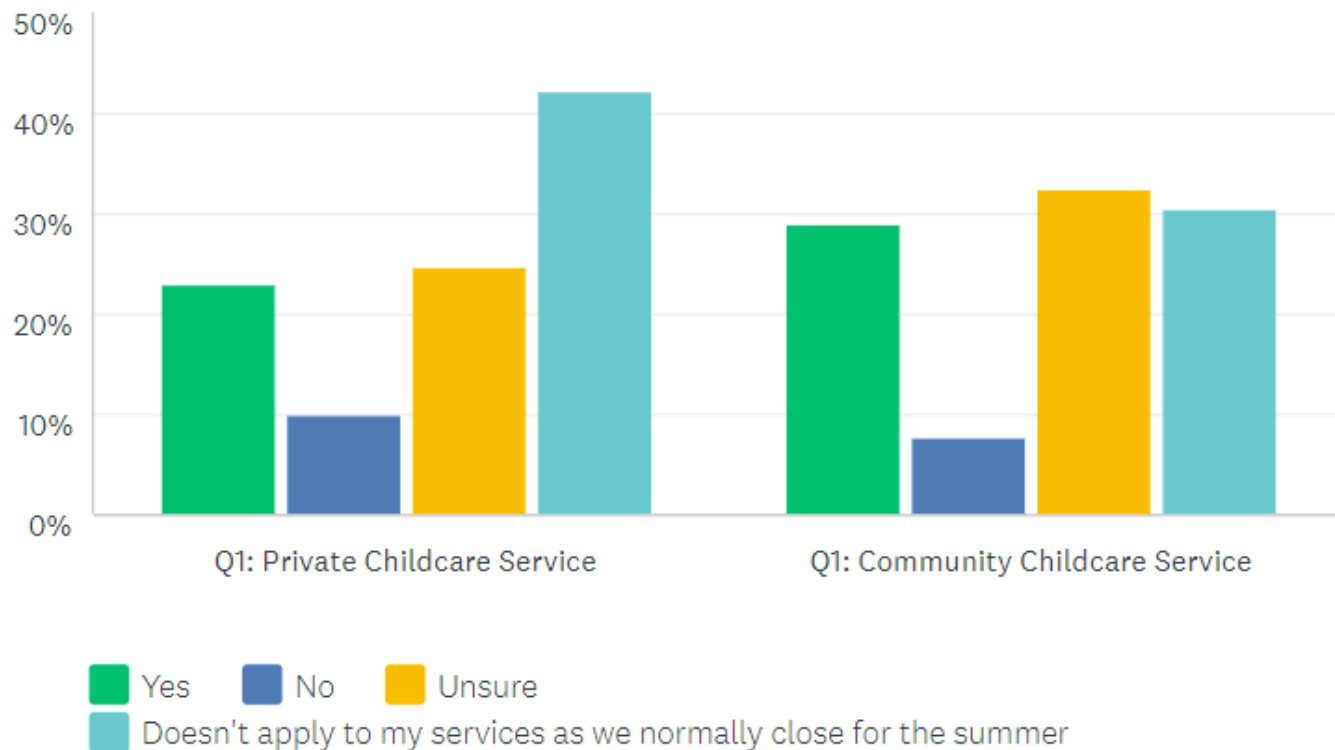
Answered: 1,856 Skipped: 651

	NOT HAVING THE STAFFING LEVEL TO REOPEN	I AM CONCERNED ABOUT MAKING STAFFING REDUNDANCIES	I AM CONCERNED ABOUT THE HEALTH IMPLICATIONS FOR MY STAFF AND THEIR FAMILIES	I'M CONCERNED ABOUT HAVING TO CUT STAFFS HOURS/ DAYS	ACCESS TO COVID TESTING FOR STAFF BEFORE AND WHEN WE ARE OPEN	OTHER (PLEASE SPECIFY)	TOTAL
Q1: Private Childcare Service	39.98% 511	39.59% 506	74.65% 954	62.99% 805	52.03% 665	18.31% 234 <a href="#">Responses</a>	198.01% 3,675
Q1: Community Childcare Service	35.81% 207	35.99% 208	86.33% 499	65.92% 381	60.90% 352	15.05% 87 <a href="#">Responses</a>	93.43% 1,734
<b>Total Respondents</b>	718	714	1,453	1,186	1,017	321	1,856



# Q10: Do you think you will have sufficient staffing available to allow you to reopen during the summer months?

Answered: 2,507 Skipped: 0



## Q10: Do you think you will have sufficient staffing available to allow you to reopen during the summer months?

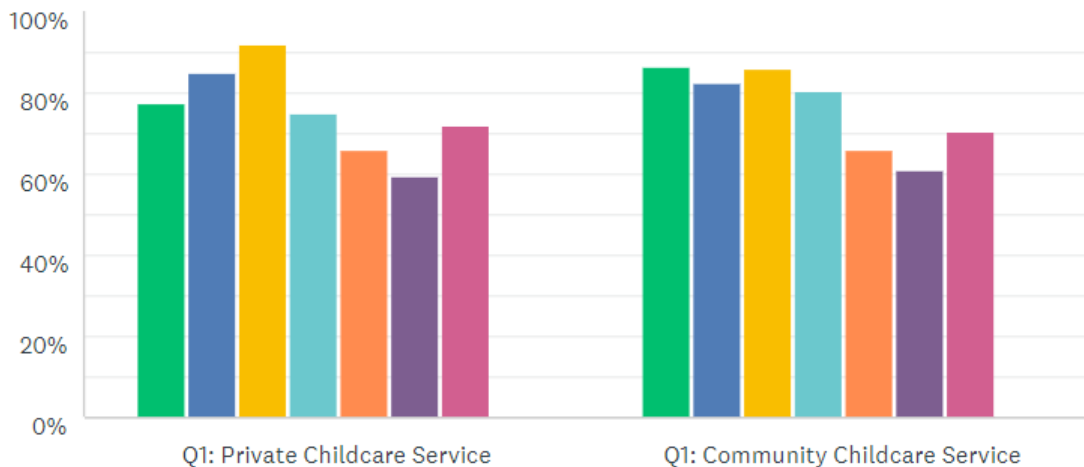
Answered: 2,507 Skipped: 0

	YES	NO	UNSURE	DOESN'T APPLY TO MY SERVICES AS WE NORMALLY CLOSE FOR THE SUMMER	TOTAL
Q1: Private Childcare Service	23.08% 408	10.07% 178	24.66% 436	42.19% 746	70.52% 1,768
Q1: Community Childcare Service	29.09% 215	7.71% 57	32.61% 241	30.58% 226	29.48% 739
<b>Total Respondents</b>	623	235	677	972	2,507



# Q11: What are your concerns regarding children returning to your centre?

Answered: 2,507 Skipped: 0



- Concerns of cross contamination and an outbreak of Covid 19 in the service
- The practicalities of operating with reduced ratios
- The financial implications of operating a service with reduced ratios
- How we are to prioritise enrolments regarding the needs of children versus the needs of staff
- Access to PPE/ hand sanitisers etc
- Access to Covid 19 policies/ procedures for services
- Implications regarding compliance with TUSLA, Pobal, DES etc
- I have no concerns



# Q11: What are your concerns regarding children returning to your centre?

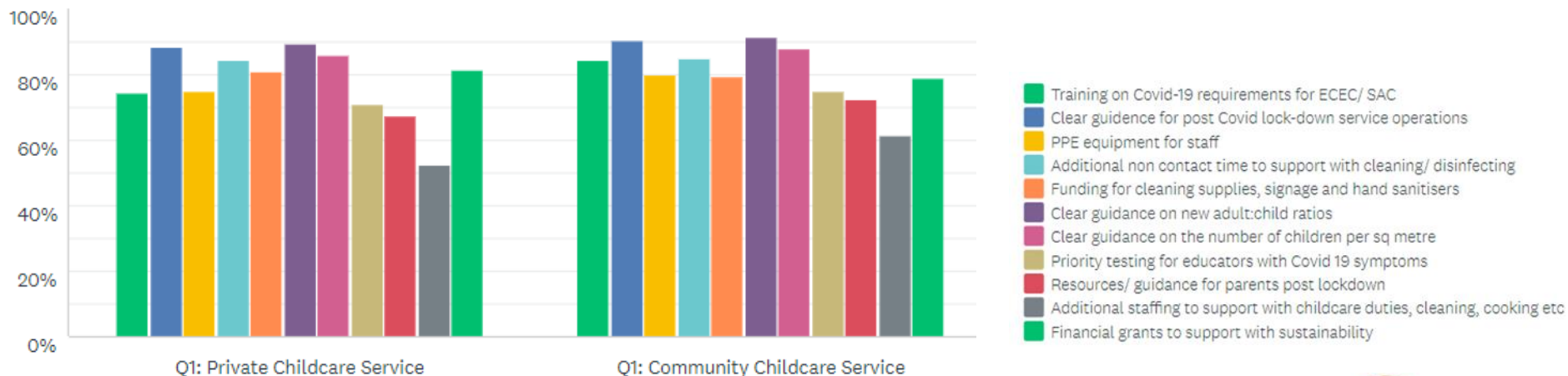
Answered: 2,507 Skipped: 0

	CONCERNS OF CROSS CONTAMINATION AND AN OUTBREAK OF COVID 19 IN THE SERVICE	THE PRACTICALITIES OF OPERATING WITH REDUCED RATIOS	THE FINANCIAL IMPLICATIONS OF OPERATING A SERVICE WITH REDUCED RATIOS	HOW WE ARE TO PRIORITISE ENROLMENTS REGARDING THE NEEDS OF CHILDREN VERSUS THE NEEDS OF PARENTS	ACCESS TO PPE/ HAND SANITISERS ETC	ACCESS TO COVID 19 POLICIES/ PROCEDURES FOR SERVICES	IMPLICATIONS REGARDING COMPLIANCE WITH TUSLA, POBAL, DES ETC	I HAVE NO CONCERNS	TOTAL
Q1: Private Childcare Service	77.49% 1,370	84.90% 1,501	92.19% 1,630	74.94% 1,325	66.01% 1,167	59.73% 1,056	71.78% 1,269	0.68% 12	372.16% 9,330
Q1: Community Childcare Service	86.74% 641	82.41% 609	85.79% 634	80.38% 594	65.90% 487	61.16% 452	70.37% 520	0.27% 2	157.12% 3,939
<b>Total Respondents</b>	2,011	2,110	2,264	1,919	1,654	1,508	1,789	14	2,507



# Q12: What needs to be in place for you service before you can reopen?

Answered: 2,507 Skipped: 0



# Q12: What needs to be in place for you service before you can reopen?

Answered: 2,507 Skipped: 0

	TRAINING ON COVID-19 REQUIREMENTS FOR ECEC/ SAC	CLEAR GUIDANCE FOR POST COVID LOCK-DOWN SERVICE OPERATIONS	PPE EQUIPMENT FOR STAFF	ADDITIONAL NON CONTACT TIME TO SUPPORT WITH CLEANING/ DISINFECTING	FUNDING FOR CLEANING SUPPLIES, SIGNAGE AND HAND SANITISERS	CLEAR GUIDANCE ON NEW ADULT:CHILD RATIOS	CLEAR GUIDANCE ON THE NUMBER OF CHILDREN PER SQ METRE	PRIORITY TESTING FOR EDUCATORS WITH COVID 19 SYMPTOMS	RESOURCES/ GUIDANCE FOR PARENTS POST LOCKDOWN	ADDITIONAL STAFFING TO SUPPORT WITH CHILDCARE DUTIES, CLEANING, COOKING ETC	FINANCIAL GRANTS TO SUPPORT WITH SUSTAINABILITY	TOTAL
Q1: Private Childcare Service	74.72% 1,321	88.46% 1,564	75.11% 1,328	84.73% 1,498	80.77% 1,428	89.71% 1,586	86.03% 1,521	71.04% 1,256	67.31% 1,190	52.43% 927	81.67% 1,444	600.84% 15,063
Q1: Community Childcare Service	84.30% 623	90.53% 669	80.24% 593	84.84% 627	79.43% 587	91.34% 675	87.82% 649	75.24% 556	72.53% 536	61.71% 456	79.16% 585	261.51% 6,556
Total Respondents	1,944	2,233	1,921	2,125	2,015	2,261	2,170	1,812	1,726	1,383	2,029	2,507

